





**EMPRESA DE TRANSPORTE DEL TERCER MILENIO "TRANSMILENIO S.A."
EJECUCIÓN PRESUPUESTAL DE INGRESOS A DICIEMBRE DE 2013**

| Rubro | Nombre | Rubro presupuestal | | Modificaciones | | Total Recaudos | | | Saldo PorRecaudar | Reconoc.Ingresos | RecaudoAcumulado |
|----------------|----------------------------------|-----------------------------|----------------------------|----------------------------|-----------------------------|---------------------------|-----------------------------|---------------|--------------------------|------------------|-----------------------------|
| | | Ppto. Inicial | Mes | Acumulados | Ppto. Definitivo | Mes | Acumulados | Pct.Ejec. | | | |
| 10000000000000 | DISPONIBILIDAD INICIAL | 912.440.601.598,00 | 0,00 | -292.942.912.145,00 | 619.497.689.453,00 | 0,00 | 619.497.689.453,00 | 100,00% | 0,00 | 0,00 | 619.497.689.453,00 |
| 10100000000000 | CONVENIO NACION- DISTRITC | 824.439.336.248,00 | 0 | -295.428.184.915,00 | 529.011.151.333,00 | 0 | 529.011.151.333,00 | 100,00% | 0,00 | 0 | 529.011.151.333,00 |
| 10200000000000 | TRANSMILENIO S,A | 88.001.265.350,00 | 0 | 2.485.272.770,00 | 90.486.538.120,00 | 0 | 90.486.538.120,00 | 100,00% | 0,00 | 0 | 90.486.538.120,00 |
| 20000000000000 | INGRESOS | 1.178.656.244.348,00 | -207.675.250.593,00 | -61.680.882.870,00 | 1.116.975.361.478,00 | 481.114.089.519,13 | 1.080.469.446.794,51 | 96,73% | 36.505.914.683,49 | 0,00 | 1.080.469.446.794,51 |
| 21000000000000 | INGRESOS CORRIENTES | 110.327.142.848,00 | -35.458.250.593,00 | -35.458.250.593,00 | 74.868.892.255,00 | 6.674.433.297,12 | 72.502.718.567,45 | 96,84% | 2.366.173.687,55 | 0,00 | 72.502.718.567,45 |
| 21100000000000 | INGRESOS DE EXPLOTACION | 110.327.142.848,00 | -35.458.250.593,00 | -35.458.250.593,00 | 74.868.892.255,00 | 6.674.433.297,12 | 72.502.718.567,45 | 96,84% | 2.366.173.687,55 | 0,00 | 72.502.718.567,45 |
| 21106000000000 | PARTICIPACIONES | 106.455.151.102,00 | -35.458.250.593,00 | -35.458.250.593,00 | 70.996.900.509,00 | 6.159.901.919,00 | 66.818.614.616,00 | 94,11% | 4.178.285.893,00 | 0,00 | 66.818.614.616,00 |
| 21106010000000 | PARTICIPACIONES (4%) | 95.798.000.000,00 | -38.500.983.955,00 | -38.500.983.955,00 | 57.297.016.045,00 | 5.082.378.425,00 | 53.086.282.320,00 | 92,65% | 4.210.733.725,00 | 0 | 53.086.282.320,00 |
| 21106020000000 | PARTICIPACIONES (3,53%) | 7.034.000.000,00 | 2.670.008.167,00 | 2.670.008.167,00 | 9.704.008.167,00 | 783.855.836,00 | 9.891.458.877,00 | 101,93% | -187.450.710,00 | 0 | 9.891.458.877,00 |
| 21106040000000 | MULTAS | 70.000.000,00 | 75.918.308,00 | 75.918.308,00 | 145.918.308,00 | 13.178.501,00 | 151.109.915,00 | 103,56% | -5.191.607,00 | 0 | 151.109.915,00 |
| 21106050000000 | PARTICIPACIONES (2.5%) | 3.553.151.102,00 | 296.806.887,00 | 296.806.887,00 | 3.849.957.989,00 | 280.489.157,00 | 3.689.763.504,00 | 95,84% | 160.194.485,00 | 0 | 3.689.763.504,00 |
| 21110000000000 | OTROS INGRESOS DE EXPLOTA | 3.871.991.746,00 | 0 | 0,00 | 3.871.991.746,00 | 514.531.378,12 | 5.684.103.951,45 | 146,80% | -1.812.112.205,45 | 0 | 5.684.103.951,45 |
| 22000000000000 | TRANSFERENCIAS | 1.035.629.101.500,00 | -172.217.000.000,00 | -26.222.632.277,00 | 1.009.406.469.223,00 | 472.067.975.630,00 | 967.986.469.223,00 | 95,90% | 41.420.000.000,00 | 0,00 | 967.986.469.223,00 |
| 22100000000000 | NACION | 312.884.901.500,00 | 0,00 | -5.877.632.277,00 | 307.007.269.223,00 | 23.829.403.742,00 | 307.007.269.223,00 | 100,00% | 0,00 | 0 | 307.007.269.223,00 |
| 22110000000000 | NACION (VIGENCIA ACTUAL) | 312.884.901.500,00 | 0 | -5.877.632.277,00 | 307.007.269.223,00 | 23.829.403.742,00 | 307.007.269.223,00 | 100,00% | 0,00 | 0 | 307.007.269.223,00 |
| 22400000000000 | ADMINISTRACION CENTRAL | 722.744.200.000,00 | -172.217.000.000,00 | -20.345.000.000,00 | 702.399.200.000,00 | 448.238.571.888,00 | 660.979.200.000,00 | 94,10% | 41.420.000.000,00 | 0,00 | 660.979.200.000,00 |
| 22409000000000 | ADMINISTRACION CENTRAL (F | 200.000.000.000,00 | 53.000.000.000,00 | 204.872.000.000,00 | 404.872.000.000,00 | 297.372.000.000,00 | 404.872.000.000,00 | 100,00% | 0,00 | 0 | 404.872.000.000,00 |
| 22410000000000 | ADMINISTRACION CENTRAL (I | 442.744.200.000,00 | -187.150.000.000,00 | -187.150.000.000,00 | 255.594.200.000,00 | 108.933.571.888,00 | 214.174.200.000,00 | 83,79% | 41.420.000.000,00 | 0 | 214.174.200.000,00 |
| 22415000000000 | ADMINISTRACION CENTRAL (P | 80.000.000.000,00 | -38.067.000.000,00 | -38.067.000.000,00 | 41.933.000.000,00 | 41.933.000.000,00 | 41.933.000.000,00 | 100,00% | 0,00 | 0 | 41.933.000.000,00 |
| 23000000000000 | RECURSOS DE CAPITAL | 32.700.000.000,00 | 0,00 | 0,00 | 32.700.000.000,00 | 2.371.680.592,01 | 39.980.259.004,06 | 122,26% | -7.280.259.004,06 | 0,00 | 39.980.259.004,06 |
| 23200000000000 | RENDIMIENTOS POR OPERACI | 1.500.000.000,00 | 0 | 0 | 1.500.000.000,00 | 361.203.676,51 | 13.799.332.372,79 | 919,96% | -12.299.332.372,79 | 0 | 13.799.332.372,79 |
| 23500000000000 | RECURSOS DE TITULARIZACIÓ | 0,00 | 0 | 0 | 0,00 | 594.905.079,50 | 1.016.068.919,50 | 0,00% | -1.016.068.919,50 | 0 | 1.016.068.919,50 |
| 23900000000000 | OTROS RECURSOS DE CAPITAL | 31.200.000.000,00 | 0 | 0 | 31.200.000.000,00 | 1.415.571.836,00 | 25.164.857.711,77 | 80,66% | 6.035.142.288,23 | 0 | 25.164.857.711,77 |
| | TOTAL INGRESOS + DISPONIB | 2.091.096.845.946,00 | -207.675.250.593,00 | -354.623.795.015,00 | 1.736.473.050.931,00 | 481.114.089.519,13 | 1.699.967.136.247,51 | 97,90% | 36.505.914.683,49 | 0,00 | 1.699.967.136.247,51 |


Profesional Especializado Grado 5
MEDINA JIMENEZ FERNANDO ALFONSO


Subgerente Económico
GARZÓN SABOYA CARLOS ALFONSO


Tesoroero General
RODRIGUEZ GONZÁLEZ HÉCTOR


Gerente General
SANCLEMENTE ALZATE FERNANDO AUGUSTO

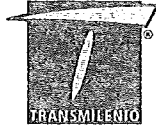


EMPRESA DE TRANSPORTE DEL TERCER MILENIO TRANSMILENIO S.A.
Ejecución Presupuestal de Gastos e Inversión Con Giros de Tesorería Periodo 201312

09-01-2014 12:23:40
Pág. 1 de 4

| Código | Nombre | Apropiación Inicial | Modificaciones Mes | Presupuestales Acumuladas | Apropiación Vigente | Apropiaciones Suspendidas | Apropiación Disponible | Compromisos Mes | Compromisos Acumulados | % Ejec. | Giros Mes | Giros Acumulados | % Giros |
|----------------|--|----------------------|---------------------|---------------------------|----------------------|---------------------------|------------------------|--------------------|------------------------|---------------|--------------------|----------------------|---------------|
| 1 | 2 | 3 | 4 | 5 | 6 = (3 + 5) | 7 | 8 = (6 - 7) | 9 | 10 | 11 = (10 / 8) | 12 | 13 | 14 = (13 / 8) |
| 30000000000000 | GASTOS | 2,091,096,845,946.00 | -207,675,250,593.00 | -395,723,795,015.00 | 1,695,373,050,931.00 | 0.00 | 1,695,373,050,931.00 | 111,793,996,020.56 | 1,437,516,890,160.33 | 84.79% | 162,134,715,719.00 | 1,122,230,394,022.70 | 66.19% |
| 31000000000000 | GASTOS DE FUNCIONAMIENTO | 70,813,001,312.00 | -13,261,371,456.00 | -14,776,096,636.00 | 56,036,902,626.00 | 0.00 | 56,036,902,626.00 | 6,894,781,430.00 | 47,770,527,407.00 | 85.25% | 5,877,735,168.00 | 40,948,036,038.00 | 73.07% |
| 31100000000000 | SERVICIOS PERSONALES | 37,801,754,703.00 | -4,809,465,876.00 | -4,853,568,547.00 | 32,948,186,156.00 | 0.00 | 32,948,186,156.00 | 5,562,729,858.00 | 28,540,030,049.00 | 86.62% | 4,048,372,199.00 | 26,068,599,854.00 | 79.18% |
| 31101000000000 | SERVICIOS PERSONALES ASOCIADOS A LA NOMINA | 23,472,955,416.00 | -2,400,000,000.00 | -2,860,000,000.00 | 20,812,955,416.00 | 0.00 | 20,812,955,416.00 | 3,046,277,634.00 | 19,656,486,395.00 | 95.36% | 3,061,798,464.00 | 19,605,501,855.00 | 95.11% |
| 31101010000000 | SUELDOS PERSONAL DE NOMINA | 16,775,667,005.00 | -1,986,500,000.00 | -2,336,500,000.00 | 14,439,167,005.00 | 0.00 | 14,439,167,005.00 | 1,413,571,360.00 | 14,438,694,224.00 | 100.00% | 1,425,119,350.00 | 14,438,694,224.00 | 100.00% |
| 31101020000000 | GASTOS DE REPRESENTACION | 544,931,379.00 | .00 | .00 | 544,931,379.00 | 0.00 | 544,931,379.00 | 43,991,206.00 | 497,232,608.00 | 91.25% | 43,981,206.00 | 497,232,608.00 | 91.25% |
| 31101030000000 | HORAS, EXTRAS, DOMINICALES, FESTIVOS, RECARGO NOCTURNO | 1,080,552,386.00 | -252,000,000.00 | -432,000,000.00 | 648,552,386.00 | 0.00 | 648,552,386.00 | 33,662,855.00 | 385,743,005.00 | 59.48% | 33,662,855.00 | 385,743,005.00 | 59.48% |
| 31101040000000 | SUBSIDIO DE TRANSPORTE | 7,542,072.00 | .00 | .00 | 7,542,072.00 | 0.00 | 7,542,072.00 | 564,000.00 | 4,500,250.00 | 59.67% | 564,000.00 | 4,500,250.00 | 59.67% |
| 31101050000000 | SUBSIDIO DE ALIMENTACION | 4,991,536.00 | .00 | .00 | 4,991,536.00 | 0.00 | 4,991,536.00 | 369,536.00 | 2,994,785.00 | 60.00% | 369,536.00 | 2,994,785.00 | 60.00% |
| 31101060000000 | BONIFICACION POR SERVICIOS PRESTADOS | 304,710,367.00 | 16,500,000.00 | 16,500,000.00 | 321,210,367.00 | 0.00 | 321,210,367.00 | 35,239,035.00 | 320,895,600.00 | 99.90% | 35,239,035.00 | 320,895,600.00 | 99.90% |
| 31101080000000 | PRIMA DE SERVICIOS | 1,149,475,907.00 | .00 | 150,000,000.00 | 1,299,475,907.00 | 0.00 | 1,299,475,907.00 | 0.00 | 1,240,010,873.00 | 96.09% | 0.00 | 1,240,010,873.00 | 96.09% |
| 31101090000000 | PRIMA DE NAVIDAD | 1,652,760,381.00 | .00 | .00 | 1,652,760,381.00 | 0.00 | 1,652,760,381.00 | 1,382,449,898.00 | 1,422,980,505.00 | 86.10% | 1,382,449,898.00 | 1,422,980,505.00 | 86.10% |
| 31101100000000 | PRIMA DE VACACIONES | 509,874,927.00 | 22,000,000.00 | 22,000,000.00 | 531,874,927.00 | 0.00 | 531,874,927.00 | 77,509,258.00 | 531,553,061.00 | 99.94% | 77,509,258.00 | 531,553,061.00 | 99.94% |
| 31101110000000 | PRIMA TECNICA | 544,931,379.00 | .00 | .00 | 544,931,379.00 | 0.00 | 544,931,379.00 | 41,373,347.00 | 466,536,283.00 | 85.61% | 41,373,347.00 | 466,536,283.00 | 85.61% |
| 31101120000000 | OTRAS PRIMAS Y BONIFICACIONES | 93,198,150.00 | .00 | .00 | 93,198,150.00 | 0.00 | 93,198,150.00 | 8,023,463.00 | 57,229,173.00 | 61.41% | 8,023,463.00 | 57,229,173.00 | 61.41% |
| 31101130000000 | VACACIONES EN DINERO | 509,874,927.00 | -200,000,000.00 | -200,000,000.00 | 309,874,927.00 | 0.00 | 309,874,927.00 | 0.00 | 113,329,692.00 | 36.57% | 0.00 | 113,329,692.00 | 36.57% |
| 31101160000000 | CONVENCIONES COLECTIVAS DE TRABAJO | 303,445,000.00 | .00 | -80,000,000.00 | 223,445,000.00 | 0.00 | 223,445,000.00 | 9,533,706.00 | 174,786,143.00 | 78.22% | 13,506,506.00 | 123,801,603.00 | 55.41% |
| 31102000000000 | SERVICIOS PERSONALES INDIRECTOS | 5,704,775,175.00 | -2,214,272,770.00 | -1,634,354,441.00 | 4,070,420,734.00 | 0.00 | 4,070,420,734.00 | 700,151,019.00 | 2,424,027,022.00 | 59.55% | 265,731,808.00 | 1,119,040,615.00 | 27.49% |
| 31102030000000 | HONORARIOS EMPRESA | 5,454,688,318.00 | -2,227,701,148.00 | -1,662,782,819.00 | 3,791,905,499.00 | 0.00 | 3,791,905,499.00 | 673,416,286.00 | 2,177,659,252.00 | 57.43% | 230,486,391.00 | 918,791,272.00 | 24.23% |
| 31102040000000 | REMUNERACION SERVICIOS TECNICOS | 68,260,000.00 | 13,428,378.00 | 85,428,378.00 | 153,688,378.00 | 0.00 | 153,688,378.00 | 13,428,378.00 | 134,373,278.00 | 87.43% | 13,512,924.00 | 88,254,851.00 | 57.42% |
| 31102990000000 | OTROS GASTOS DE PERSONAL | 181,826,857.00 | .00 | -57,000,000.00 | 124,826,857.00 | 0.00 | 124,826,857.00 | 13,306,355.00 | 111,994,492.00 | 89.72% | 21,732,493.00 | 111,994,492.00 | 89.72% |
| 31103000000000 | APORTE PATRONALES AL SECTOR PUBLICO Y PRIVADO | 8,624,024,112.00 | -195,214,106.00 | -359,214,106.00 | 8,264,810,006.00 | 0.00 | 8,264,810,006.00 | 1,816,301,155.00 | 6,459,516,632.00 | 78.16% | 720,841,807.00 | 5,364,057,384.00 | 64.90% |
| 31103010000000 | APORTES PATRONALES AL SECTOR PRIVADO | 6,248,343,677.00 | .00 | -164,000,000.00 | 6,084,343,677.00 | 0.00 | 6,084,343,677.00 | 1,515,112,930.00 | 4,972,875,865.00 | 81.73% | 537,317,454.00 | 3,995,090,389.00 | 65.66% |
| 31103010100000 | CESANTIAS FONDOS PRIVADOS | 1,263,720,491.00 | .00 | .00 | 1,263,720,491.00 | 0.00 | 1,263,720,491.00 | 1,098,267,857.00 | 1,137,116,956.00 | 89.98% | 118,472,381.00 | 159,321,480.00 | 12.61% |
| 31103010200000 | PENSIONES FONDOS PRIVADOS | 2,025,468,413.00 | .00 | -82,000,000.00 | 1,943,468,413.00 | 0.00 | 1,943,468,413.00 | 188,539,095.00 | 1,543,892,385.00 | 79.44% | 188,539,095.00 | 1,543,892,385.00 | 79.44% |
| 31103010300000 | SALUD EPS PRIVADAS | 1,760,675,469.00 | .00 | -82,000,000.00 | 1,678,675,469.00 | 0.00 | 1,678,675,469.00 | 123,230,388.00 | 1,326,052,168.00 | 78.99% | 123,230,388.00 | 1,326,052,168.00 | 78.99% |
| 31103010400000 | RIESGOS PROFESIONALES SECTOR PRIVADO | 341,838,910.00 | .00 | .00 | 341,838,910.00 | 0.00 | 341,838,910.00 | 28,697,190.00 | 255,137,236.00 | 74.64% | 28,697,190.00 | 255,137,236.00 | 74.64% |
| 31103010500000 | CAJA DE COMPENSACION | 856,640,394.00 | .00 | .00 | 856,640,394.00 | 0.00 | 856,640,394.00 | 78,378,400.00 | 710,677,120.00 | 82.96% | 78,378,400.00 | 710,677,120.00 | 82.96% |
| 31103020000000 | APORTES PATRONALES AL SECTOR PUBLICO | 2,375,680,435.00 | -195,214,106.00 | -195,214,106.00 | 2,180,466,329.00 | 0.00 | 2,180,466,329.00 | 301,188,225.00 | 1,486,640,767.00 | 68.18% | 183,524,453.00 | 1,368,976,995.00 | 62.76% |
| 31103020100000 | CESANTIAS FONDOS PUBLICOS | 842,480,327.00 | .00 | .00 | 842,480,327.00 | 0.00 | 842,480,327.00 | 164,100,106.00 | 539,351,628.00 | 64.02% | 46,436,334.00 | 421,607,856.00 | 50.05% |
| 31103020200000 | PENSIONES FONDOS PUBLICOS | 444,615,017.00 | .00 | .00 | 444,615,017.00 | 0.00 | 444,615,017.00 | 46,145,421.00 | 395,268,741.00 | 88.90% | 46,145,421.00 | 395,268,741.00 | 88.90% |
| 31103020300000 | SALUD EPS PUBLICAS | 17,784,601.00 | .00 | .00 | 17,784,601.00 | 0.00 | 17,784,601.00 | 178,400.00 | 4,812,400.00 | 27.06% | 178,400.00 | 4,812,400.00 | 27.06% |

[SEUS SP6 - PreRep62]

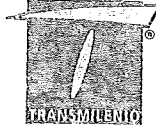


EMPRESA DE TRANSPORTE DEL TERCER MILENIO TRANSMILENIO S.A.
Ejecución Presupuestal de Gastos e Inversión Con Giros de Tesorería Periodo 201312

09-01-2014 12:23:40

Pág. 2 de 4

| Código | Nombre | Apropiación Inicial | Modificaciones Mes | Presupuestales Acumulado | Apropiación Vigente | Apropiaciones Suspensas | Apropiación Disponible | Compromisos Mes | Compromisos Acumulados | % Ejec. | Giros Mes | Giros Acumulados | % Giros |
|------------------|--|----------------------|---------------------|--------------------------|----------------------|-------------------------|------------------------|--------------------|------------------------|---------------|--------------------|----------------------|---------------|
| 1 | 2 | 3 | 4 | 5 | 6 = (3 + 5) | 7 | 8 = (6 - 7) | 9 | 10 | 11 = (10 / 8) | 12 | 13 | 14 = (13 / 8) |
| 3110302050000000 | I.C.B.F. | 642,480,294.00 | -100,000,000.00 | -100,000,000.00 | 542,480,294.00 | 0.00 | 542,480,294.00 | 54,458,719.00 | 328,324,939.00 | 60.52% | 54,458,719.00 | 328,324,939.00 | 60.52% |
| 3110302060000000 | SENA | 428,320,196.00 | -95,214,106.00 | -95,214,106.00 | 333,106,090.00 | 0.00 | 333,106,090.00 | 36,305,579.00 | 218,883,059.00 | 65.71% | 36,305,579.00 | 218,883,059.00 | 65.71% |
| 3120000000000000 | GASTOS GENERALES | 18,934,886,029.00 | -8,451,884,580.00 | -1,471,478,500.00 | 17,463,407,529.00 | 0.00 | 17,463,407,529.00 | 1,332,051,572.00 | 13,605,192,586.00 | 77.91% | 1,569,101,527.00 | 10,816,885,997.00 | 60.80% |
| 3120100000000000 | ADQUISICION DE BIENES Y SERVICIOS | 4,338,588,240.00 | -93,000,000.00 | -147,250,600.00 | 4,191,337,640.00 | 0.00 | 4,191,337,640.00 | 300,994,424.00 | 2,590,576,956.00 | 61.81% | 555,081,788.00 | 1,420,540,282.00 | 33.89% |
| 3120101000000000 | DOTACION | 260,000,000.00 | .00 | 30,000,000.00 | 290,000,000.00 | 0.00 | 290,000,000.00 | 152,077,824.00 | 186,480,664.00 | 64.99% | 0.00 | 2,567,999.00 | 0.89% |
| 3120102000000000 | MATERIALES Y SUMINISTROS | 277,571,104.00 | .00 | .00 | 277,571,104.00 | 0.00 | 277,571,104.00 | 111,800.00 | 139,273,472.00 | 50.18% | 3,616,910.00 | 9,558,935.00 | 3.44% |
| 3120103000000000 | GASTOS DE COMPUTADOR | 3,753,245,087.00 | -93,000,000.00 | -177,250,600.00 | 3,575,994,487.00 | 0.00 | 3,575,994,487.00 | 148,804,800.00 | 2,246,812,820.00 | 62.83% | 550,497,886.00 | 1,407,438,358.00 | 39.36% |
| 3120104000000000 | COMBUSTIBLES, LUBRICANTES Y LLANTAS | 47,772,049.00 | .00 | .00 | 47,772,049.00 | 0.00 | 47,772,049.00 | 0.00 | 16,010,000.00 | 33.51% | 966,992.00 | 976,992.00 | 2.05% |
| 3120200000000000 | ADQUISICION DE SERVICIOS | 5,722,455,014.00 | .00 | 595,250,600.00 | 6,317,705,614.00 | 0.00 | 6,317,705,614.00 | 792,403,340.00 | 5,570,164,426.00 | 88.17% | 774,190,043.00 | 3,766,793,835.00 | 59.94% |
| 3120201000000000 | VIATICOS Y GASTOS DE VIAJE | 106,000,000.00 | .00 | 120,000,000.00 | 226,000,000.00 | 0.00 | 226,000,000.00 | 20,000,000.00 | 168,651,262.00 | 74.62% | 10,097,897.00 | 139,905,107.00 | 61.90% |
| 3120202000000000 | GASTOS DE TRANSPORTE Y COMUNICACIONES | 371,877,258.00 | .00 | 84,250,600.00 | 456,127,858.00 | 0.00 | 456,127,858.00 | 50,808,801.00 | 369,163,932.00 | 80.93% | 75,276,869.00 | 129,725,809.00 | 28.44% |
| 3120203000000000 | IMPRESOS Y PUBLICACIONES | 135,181,899.00 | .00 | 10,000,000.00 | 145,181,899.00 | 0.00 | 145,181,899.00 | 11,250,683.00 | 19,915,097.00 | 13.72% | 344,000.00 | 8,664,414.00 | 5.97% |
| 3120204000000000 | MANTENIMIENTO Y REPARACIONES | 850,025,898.00 | .00 | .00 | 850,025,898.00 | 0.00 | 850,025,898.00 | 119,300,000.00 | 754,001,045.00 | 88.70% | 152,713,584.00 | 420,623,521.00 | 49.48% |
| 3120205000000000 | ARRENDAMIENTO | 1,214,502,605.00 | .00 | 150,000,000.00 | 1,364,502,605.00 | 0.00 | 1,364,502,605.00 | 106,005,000.00 | 1,313,525,835.00 | 96.26% | 0.00 | 1,085,377,198.00 | 79.54% |
| 3120206000000000 | SEGUROS | 1,108,398,849.00 | .00 | .00 | 1,108,398,849.00 | 0.00 | 1,108,398,849.00 | 3,581,617.00 | 1,047,142,494.00 | 94.47% | 1,009,239.00 | 1,043,010,176.00 | 94.10% |
| 3120208000000000 | SERVICIOS PUBLICOS | 424,193,536.00 | .00 | .00 | 424,193,536.00 | 0.00 | 424,193,536.00 | 33,337,794.00 | 314,266,527.00 | 74.09% | 49,389,109.00 | 314,266,527.00 | 74.09% |
| 3120209000000000 | CAPACITACION | 232,650,000.00 | .00 | 130,000,000.00 | 362,650,000.00 | 0.00 | 362,650,000.00 | 58,148,000.00 | 343,245,883.00 | 94.65% | 181,695,021.00 | 250,974,124.00 | 69.21% |
| 3120210000000000 | BIENESTAR E INCENTIVOS | 304,920,000.00 | .00 | 197,000,000.00 | 501,920,000.00 | 0.00 | 501,920,000.00 | 195,390,000.00 | 493,826,517.00 | 98.39% | 153,642,890.00 | 200,226,055.00 | 39.89% |
| 3120211000000000 | PROMOCION INSTITUCIONAL | 768,704,969.00 | .00 | -90,000,000.00 | 678,704,969.00 | 0.00 | 678,704,969.00 | 58,800,000.00 | 578,800,000.00 | 85.28% | 134,226,145.00 | 170,387,011.00 | 25.10% |
| 3120212000000000 | INTERESES Y COMISIONES | 6,000,000.00 | .00 | .00 | 6,000,000.00 | 0.00 | 6,000,000.00 | 0.00 | .00 | 0.00% | 0.00 | 0.00 | 0.00% |
| 3120213000000000 | SALUD OCUPACIONAL | 200,000,000.00 | .00 | -6,000,000.00 | 194,000,000.00 | 0.00 | 194,000,000.00 | 134,780,445.00 | 167,625,734.00 | 86.41% | 15,795,289.00 | 23,633,893.00 | 12.18% |
| 3120300000000000 | OTROS GASTOS GENERALES | 8,873,842,775.00 | -8,358,884,580.00 | -1,919,478,500.00 | 6,954,364,275.00 | 0.00 | 6,954,364,275.00 | 238,653,808.00 | 5,444,451,204.00 | 78.28% | 239,829,696.00 | 5,409,551,880.00 | 77.79% |
| 3120301000000000 | IMPUESTOS, TASAS Y MULTAS | 6,003,000,000.00 | -6,358,884,580.00 | 80,521,500.00 | 6,083,521,500.00 | 0.00 | 6,083,521,500.00 | 238,653,808.00 | 5,415,474,383.00 | 89.02% | 239,829,696.00 | 5,390,691,383.00 | 88.61% |
| 3120302000000000 | SENTENCIAS JUDICIALES | 2,870,842,775.00 | -2,000,000,000.00 | -2,000,000,000.00 | 870,842,775.00 | 0.00 | 870,842,775.00 | 0.00 | 28,976,821.00 | 3.33% | 0.00 | 18,860,497.00 | 2.17% |
| 3140000000000000 | CUENTAS POR PAGAR | 14,076,360,580.00 | .00 | -8,451,051,839.00 | 5,625,308,941.00 | 0.00 | 5,625,308,941.00 | 0.00 | 5,625,304,772.00 | 100.00% | 260,261,442.00 | 4,242,610,187.00 | 75.42% |
| 3140100000000000 | SERVICIOS PERSONALES | 5,808,876,155.00 | .00 | -3,187,230,906.00 | 2,621,645,249.00 | 0.00 | 2,621,645,249.00 | 0.00 | 2,621,645,249.00 | 100.00% | 108,772,493.00 | 1,862,553,526.00 | 71.05% |
| 3140200000000000 | GASTOS GENERALES | 8,267,484,425.00 | .00 | -5,263,820,733.00 | 3,003,663,692.00 | 0.00 | 3,003,663,692.00 | 0.00 | 3,003,659,523.00 | 100.00% | 151,488,949.00 | 2,380,056,661.00 | 79.24% |
| 3400000000000000 | INVERSION | 2,020,283,844,634.00 | -194,413,879,137.00 | -380,947,696,329.00 | 1,639,336,148,305.00 | 0.00 | 1,639,336,148,305.00 | 104,899,215,390.56 | 1,389,746,362,753.33 | 84.77% | 156,256,980,551.00 | 1,081,282,297,984.70 | 65.96% |
| 3410000000000000 | DIRECTA | 1,138,868,870,141.00 | -194,344,079,555.00 | 148,092,697,833.00 | 1,287,061,567,974.00 | 0.00 | 1,287,061,567,974.00 | 111,299,263,935.00 | 1,046,802,033,603.86 | 81.33% | 136,191,293,472.00 | 894,482,746,692.20 | 69.50% |
| 3411400000000000 | BOGOTA HUMANA | 1,138,868,870,141.00 | -194,344,079,555.00 | 148,092,697,833.00 | 1,287,061,567,974.00 | 0.00 | 1,287,061,567,974.00 | 111,299,263,935.00 | 1,046,802,033,603.86 | 81.33% | 136,191,293,472.00 | 894,482,746,692.20 | 69.50% |
| 3411402000000000 | UN TERRITORIO QUE ENFRENTA EL CAMBIO CLIMATICO Y SE ORDENA ALREDEDOR DEL AGUA MOVILIDAD HUMANA | 1,117,580,024,065.00 | -190,722,747,418.00 | 152,426,161,416.00 | 1,270,006,185,481.00 | 0.00 | 1,270,006,185,481.00 | 109,760,534,611.00 | 1,031,216,634,416.86 | 81.20% | 134,299,680,511.00 | 883,529,685,332.20 | 69.57% |
| 3411402190000000 | | 1,117,580,024,065.00 | -190,722,747,418.00 | 152,426,161,416.00 | 1,270,006,185,481.00 | 0.00 | 1,270,006,185,481.00 | 109,760,534,611.00 | 1,031,216,634,416.86 | 81.20% | 134,299,680,511.00 | 883,529,685,332.20 | 69.57% |



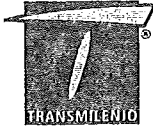
EMPRESA DE TRANSPORTE DEL TERCER MILENIO TRANSMILENIO S.A.
Ejecución Presupuestal de Gastos e Inversión Con Giros de Tesorería Periodo 201312

09-01-2014 12:23:40

Pág. 3 de 4

| Código | Nombre | Apropiación Inicial | Modificaciones Mes | Presupuestales Acumulados | Apropiación Vigente | Apropiaciones Suspensadas | Apropiación Disponible | Compromisos Mes | Compromisos Acumulados | % Ejec. | Giros Mes | Giros Acumulados | % Giros |
|-----------------|---|---------------------|---------------------|---------------------------|---------------------|---------------------------|------------------------|-------------------|------------------------|---------------|-------------------|--------------------|---------------|
| 1 | 2 | 3 | 4 | 5 | 6 = (3 + 5) | 7 | 8 = (6 - 7) | 9 | 10 | 11 = (10 / 8) | 12 | 13 | 14 = (13 / 8) |
| 341140219722300 | OPERACIÓN Y CONTROL DEL SISTEMA DE TRANSPORTE PÚBLICO | 287,714,700,000.00 | 34,430,257,359.00 | 211,041,620,632.00 | 498,756,320,632.00 | 0.00 | 498,756,320,632.00 | 65,950,634,357.00 | 445,522,629,937.00 | 89.33% | 67,212,981,552.00 | 425,826,283,803.00 | 85.38% |
| 341140219725100 | GESTIÓN DE INFRAESTRUCTURA DEL TRANSPORTE PÚBLICO | 829,865,324,065.00 | -225,153,004,787.00 | -58,615,459,216.00 | 771,249,864,849.00 | 0.00 | 771,249,864,849.00 | 43,809,900,254.00 | 585,694,004,479.86 | 75.94% | 67,086,698,859.00 | 457,703,401,529.20 | 59.35% |
| 341140219725101 | GESTIÓN DE INFRAESTRUCTURA DEL TRANSPORTE PÚBLICO (RECURSOS NACIÓN) | 312,884,901,500.00 | 752,380.00 | 30,775,992,011.00 | 343,660,893,511.00 | 0.00 | 343,660,893,511.00 | 0.00 | 307,007,269,223.00 | 89.33% | 23,829,403,742.00 | 307,007,269,223.00 | 89.33% |
| 341140219725102 | GESTIÓN DE INFRAESTRUCTURA DEL TRANSPORTE PÚBLICO (RECURSOS DISTRITO) | 209,070,600,000.00 | 2,753,303.00 | 40,489,672,923.00 | 249,560,272,923.00 | 0.00 | 249,560,272,923.00 | 37,721,735,842.00 | 242,376,419,467.43 | 97.12% | 31,813,193,453.00 | 139,064,634,001.20 | 55.72% |
| 341140219725103 | GESTIÓN DE INFRAESTRUCTURA DEL TRANSPORTE PÚBLICO (RECURSOS TITULARIZACIÓN) | .00 | 694,497.00 | 694,497.00 | 694,497.00 | 0.00 | 694,497.00 | 0.00 | .00 | 0.00% | 0.00 | 0.00 | 0.00% |
| 341140219725104 | GESTIÓN DE INFRAESTRUCTURA DEL TRANSPORTE PÚBLICO (RECURSOS CONVENIO SOACHA) | .00 | 59,795,033.00 | 61,407,891,403.00 | 61,407,891,403.00 | 0.00 | 61,407,891,403.00 | 2,104,164,412.00 | 27,597,140,865.43 | 44.94% | 6,928,802,638.00 | 7,034,624,798.00 | 11.46% |
| 341140219725105 | GESTIÓN DE INFRAESTRUCTURA DEL TRANSPORTE PÚBLICO (RECURSOS ADMINISTRADOS) | .00 | .00 | .00 | .00 | 0.00 | .00 | 0.00 | .00 | 0.00% | 0.00 | 0.00 | 0.00% |
| 341140219725106 | GESTIÓN DE INFRAESTRUCTURA DEL TRANSPORTE PÚBLICO (RECURSOS SITP) | 187,150,000,000.00 | -187,150,000,000.00 | -143,591,793,553.00 | 43,558,216,447.00 | 0.00 | 43,558,216,447.00 | 3,894,000,000.00 | 8,711,174,924.00 | 20.00% | 4,515,299,126.00 | 4,596,873,507.00 | 10.55% |
| 341140219725107 | GESTIÓN DE INFRAESTRUCTURA DEL TRANSPORTE PÚBLICO (RECURSOS CRUCE DE CUENTAS ESP) | 40,759,822,555.00 | .00 | -9,630,926,497.00 | 31,128,896,068.00 | 0.00 | 31,128,896,068.00 | 0.00 | .00 | 0.00% | 0.00 | 0.00 | 0.00% |
| 341140219725108 | GESTIÓN DE INFRAESTRUCTURA DEL TRANSPORTE PÚBLICO (RECURSOS MODOS FÉRREOS) | 80,000,000,000.00 | -38,067,000,000.00 | -38,067,000,000.00 | 41,933,000,000.00 | 0.00 | 41,933,000,000.00 | 0.00 | .00 | 0.00% | 0.00 | 0.00 | 0.00% |
| 341140300000000 | UNA BOGOTÁ QUE DEFIENDE Y FORTALECE LO PÚBLICO | 21,388,846,076.00 | -3,621,332,137.00 | -4,333,463,583.00 | 17,055,382,493.00 | 0.00 | 17,055,382,493.00 | 1,538,729,324.00 | 15,585,399,167.00 | 91.36% | 1,891,612,961.00 | 10,953,061,360.00 | 64.22% |
| 341140324000000 | BOGOTÁ HUMANA PARTICIPA Y DECIDE | 17,752,963,614.00 | -3,300,000,000.00 | -3,165,957,027.00 | 14,587,006,587.00 | 0.00 | 14,587,006,587.00 | 1,049,324,893.00 | 14,474,861,746.00 | 99.23% | 1,844,760,111.00 | 10,384,916,159.00 | 71.19% |
| 341140324007100 | COMUNICACIÓN Y CAPACITACIÓN DEL SITP | 17,752,963,614.00 | -3,300,000,000.00 | -3,165,957,027.00 | 14,587,006,587.00 | 0.00 | 14,587,006,587.00 | 1,049,324,893.00 | 14,474,861,746.00 | 99.23% | 1,844,760,111.00 | 10,384,916,159.00 | 71.19% |
| 341140331000000 | FORTALECIMIENTO DE LA FUNCIÓN ADMINISTRATIVA Y DESARROLLO INSTITUCIONAL | 3,635,882,462.00 | -321,332,137.00 | -1,167,506,556.00 | 2,468,375,906.00 | 0.00 | 2,468,375,906.00 | 469,404,431.00 | 1,110,537,441.00 | 44.99% | 46,852,850.00 | 568,145,201.00 | 23.02% |
| 341140331722500 | FORTALECIMIENTO INSTITUCIONAL | 3,635,882,462.00 | -321,332,137.00 | -1,167,506,556.00 | 2,468,375,906.00 | 0.00 | 2,468,375,906.00 | 469,404,431.00 | 1,110,537,441.00 | 44.99% | 46,852,850.00 | 568,145,201.00 | 23.02% |
| 342000000000000 | TRANSFERENCIAS PARA INVERSIÓN | .00 | .00 | 3,000,000,000.00 | 3,000,000,000.00 | 0.00 | 3,000,000,000.00 | 3,000,000,000.00 | 3,000,000,000.00 | 100.00% | 0.00 | 0.00 | 0.00% |
| 342100000000000 | OTRAS TRANSFERENCIAS (PROTECCIÓN AL PATRIMONIO) | .00 | .00 | 3,000,000,000.00 | 3,000,000,000.00 | 0.00 | 3,000,000,000.00 | 3,000,000,000.00 | 3,000,000,000.00 | 100.00% | 0.00 | 0.00 | 0.00% |
| 343000000000000 | CUENTAS POR PAGAR | 881,314,974,493.00 | -69,799,582.00 | -532,040,394,162.00 | 349,274,580,331.00 | 0.00 | 349,274,580,331.00 | -9,400,048,544.44 | 339,944,329,149.47 | 97.33% | 20,055,687,079.00 | 186,799,551,292.50 | 53.48% |
| 343010000000000 | CUENTAS POR PAGAR TRANSMILENIO | 67,635,460,810.00 | -5,804,369.00 | -23,033,036,186.00 | 44,602,424,624.00 | 0.00 | 44,602,424,624.00 | -5,804,369.00 | 44,602,424,623.53 | 100.00% | 2,337,930,665.00 | 41,310,063,551.00 | 92.62% |
| 343010100000000 | OPERACIÓN Y CONTROL DEL SISTEMA DE TRANSPORTE | 50,631,360,929.00 | -5,804,369.00 | -11,634,636,491.00 | 38,996,724,438.00 | 0.00 | 38,996,724,438.00 | -5,804,369.00 | 38,996,724,437.53 | 100.00% | 2,129,932,355.00 | 36,582,993,425.00 | 93.81% |
| 343010200000000 | CAPACITACIÓN SISTEMA TRANSMILENIO | 15,000,000,000.00 | .00 | -11,260,866,872.00 | 3,739,333,128.00 | 0.00 | 3,739,333,128.00 | 0.00 | 3,739,333,128.00 | 100.00% | 204,257,218.00 | 2,918,432,011.00 | 78.05% |
| 343010300000000 | FORTALECIMIENTO INSTITUCIONAL | 2,004,099,891.00 | .00 | -137,732,823.00 | 1,866,367,068.00 | 0.00 | 1,866,367,068.00 | 0.00 | 1,866,367,068.00 | 100.00% | 3,641,091.00 | 1,808,638,125.00 | 96.91% |
| 343020000000000 | CUENTAS POR PAGAR IDU | 813,679,513,683.00 | -63,995,213.00 | -509,007,357,976.00 | 304,672,155,707.00 | 0.00 | 304,672,155,707.00 | -9,394,244,175.44 | 295,341,904,525.94 | 96.94% | 17,727,856,414.00 | 145,489,487,731.50 | 47.75% |
| 343020100000000 | CUENTAS POR PAGAR IDU (RECURSOS NACIÓN) | 180,083,397,036.00 | -752,380.00 | -170,685,811,036.00 | 10,297,586,000.00 | 0.00 | 10,297,586,000.00 | -4,398,378,936.62 | 5,899,959,443.00 | 57.29% | 206,801,914.00 | 490,799,335.00 | 4.77% |
| 343020200000000 | CUENTAS POR PAGAR IDU (RECURSOS DISTRITO) | 199,800,048,455.00 | -2,753,303.00 | -90,561,224,438.00 | 109,338,824,017.00 | 0.00 | 109,338,824,017.00 | -4,935,376,457.82 | 104,406,200,861.23 | 95.49% | 5,125,608,308.00 | 84,084,182,206.50 | 58.61% |

[SEUS SP6 - PreRep62]



EMPRESA DE TRANSPORTE DEL TERCER MILENIO TRANSMILENIO S.A.
Ejecución Presupuestal de Gastos e Inversión Con Giros de Tesorería Periodo 201312

09-01-2014 12:23:40
Pág. 4 de 4

| Código | Nombre | Apropiación Inicial | Modificaciones Mes | Presupuestales Acumulado | Apropiación Vigente | Apropiaciones Suspendidas | Apropiación Disponible | Compromisos Mes | Compromisos Acumulados | % Ejec. | Giros Mes | Giros Acumulados | % Giros |
|--|---|-----------------------------|----------------------------|----------------------------|-----------------------------|---------------------------|-----------------------------|---------------------------|-----------------------------|---------------|---------------------------|-----------------------------|---------------|
| 1 | 2 | 3 | 4 | 5 | 6 = (3 + 5) | 7 | 8 = (6 - 7) | 9 | 10 | 11 = (10 / 8) | 12 | 13 | 14 = (13 / 8) |
| 343020300000000 | CUENTAS POR PAGAR IDU (RECURSOS TITULARIZACIÓN) | 182,951,887,684.00 | -694,497.00 | -149,268,906,497.00 | 33,682,981,187.00 | 0.00 | 33,682,981,187.00 | -693,748.00 | 33,682,981,186.10 | 100.00% | 2,518,477,483.00 | 11,398,990,452.00 | 33.84% |
| 343020400000000 | CUENTAS POR PAGAR IDU (RECURSOS CONVENIO SOACHA) | 55,000,000,000.00 | -59,795,033.00 | -40,364,910,187.00 | 14,635,089,813.00 | 0.00 | 14,635,089,813.00 | -59,795,033.00 | 14,635,089,812.61 | 100.00% | 12,677,053.00 | 10,509,361,950.00 | 71.81% |
| 343020500000000 | CUENTAS POR PAGAR IDU (RECURSOS ADMINISTRADOS) | 523,458,792.00 | .00 | -523,458,792.00 | .00 | 0.00 | .00 | 0.00 | .00 | 0.00% | 0.00 | 0.00 | 0.00% |
| 343020600000000 | CUENTAS POR PAGAR IDU (RECURSOS SITP) | 149,114,790,654.00 | .00 | -37,192,124,026.00 | 111,922,666,628.00 | 0.00 | 111,922,666,628.00 | 0.00 | 111,922,665,788.00 | 100.00% | 9,864,291,656.00 | 49,581,851,622.00 | 44.30% |
| 343020700000000 | CUENTAS POR PAGAR IDU (RECURSOS CRUCE DE CUENTAS ESP) | 45,205,931,062.00 | .00 | -20,410,923,000.00 | 24,795,008,062.00 | 0.00 | 24,795,008,062.00 | 0.00 | 24,795,007,435.00 | 100.00% | 0.00 | 9,424,312,166.00 | 38.01% |
| 4 | Disponibilidad Final | .00 | .00 | 41,100,000,000.00 | 41,100,000,000.00 | 0.00 | 41,100,000,000.00 | 0.00 | .00 | 0.00% | 0.00 | 0.00 | 0.00% |
| TOTAL GASTOS + DISPONIBILIDAD FINAL | | 2,091,096,845,946.00 | -207,675,250,593.00 | -354,623,795,015.00 | 1,736,473,050,931.00 | .00 | 1,736,473,050,931.00 | 111,793,896,820.56 | 1,437,516,890,160.33 | 82.78% | 162,134,715,719.00 | 1,122,230,394,022.70 | 64.63% |

Profesional Especializado Grado 6
MEDINA JIMENEZ FERNANDO ALFONSO

Subgerente Económico
GARZON SABOYA CARLOS ALFONSO

Tesorero General
RODRIGUEZ GONZALEZ HECTOR

Gerente General
SANCLEMENTE ALZATE FERNANDO AUGUSTO